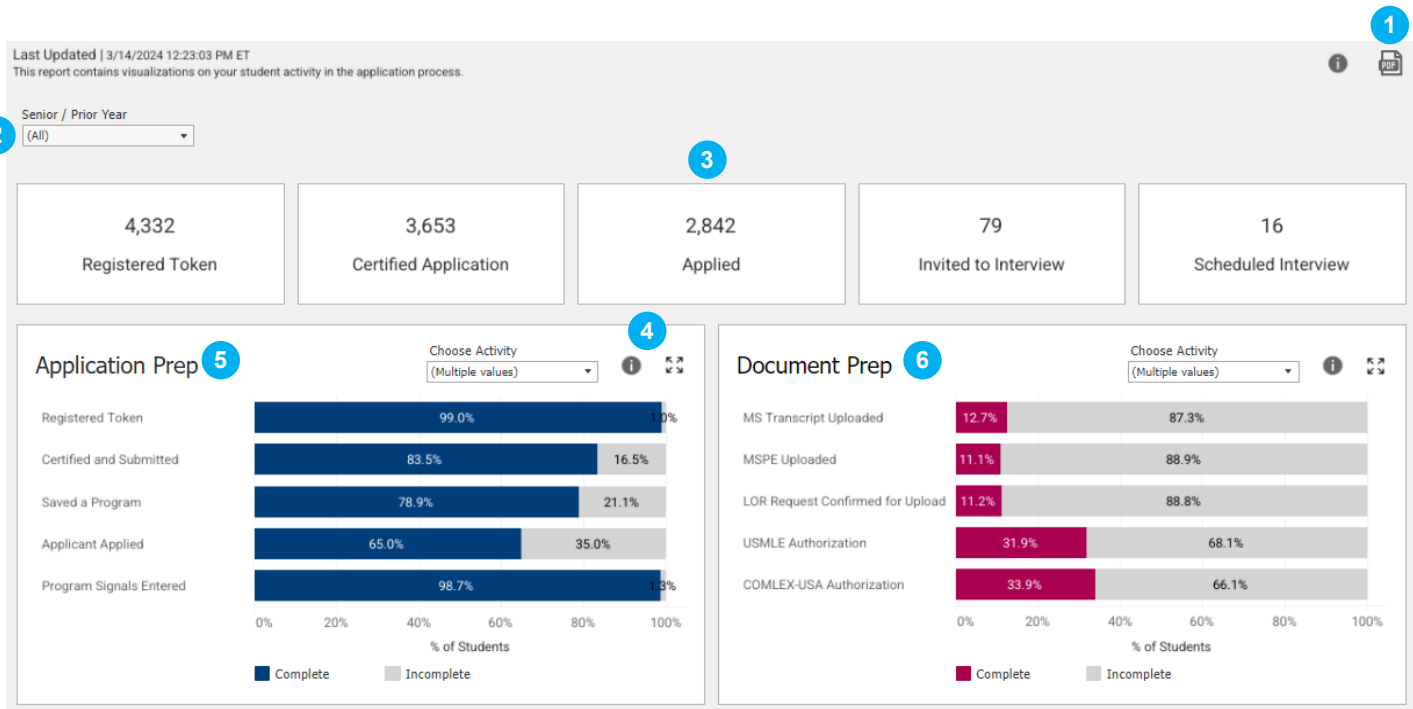


Track student progress in the current season, from registering tokens and document prep to signaling programs and scheduling interviews.



1 Download as PDF

Choose between This View to pull the entire report and Specific Sheets to pull specific items. Scaling, page size, and orientation can also be adjusted prior to download.

2 Global Dashboard Filters

There are a number of filters that can be adjusted using a drop-down menu to show only applicants to whom the filters apply. Multiple filters can be selected at the same time. Once selections are made, select the apply button to filter the views.

3 Key Application Metrics

Provides key progress metrics for students across registering tokens, certified applications, applied, invited to interview, and scheduled to interview statuses.

4 Card Objects

Two objects are available within each card for additional options. Hover over the info icon for the relevant help text associated with a card. Select the expander icon to make the card fill screen for additional viewing space.

5 Application Prep | About This View

This bar chart shows the number of students under each activity for Application Prep, and the percentage of total students under each activity out of the total number of the activity at the school. Students can be included in more than one status at a time. Additional activities are available under the Choose Activity drop-down. For most activities in this card, only the applicants that have selected to give the Designated Dean's Office permission to view the application after it has been certified and submitted will be shown.

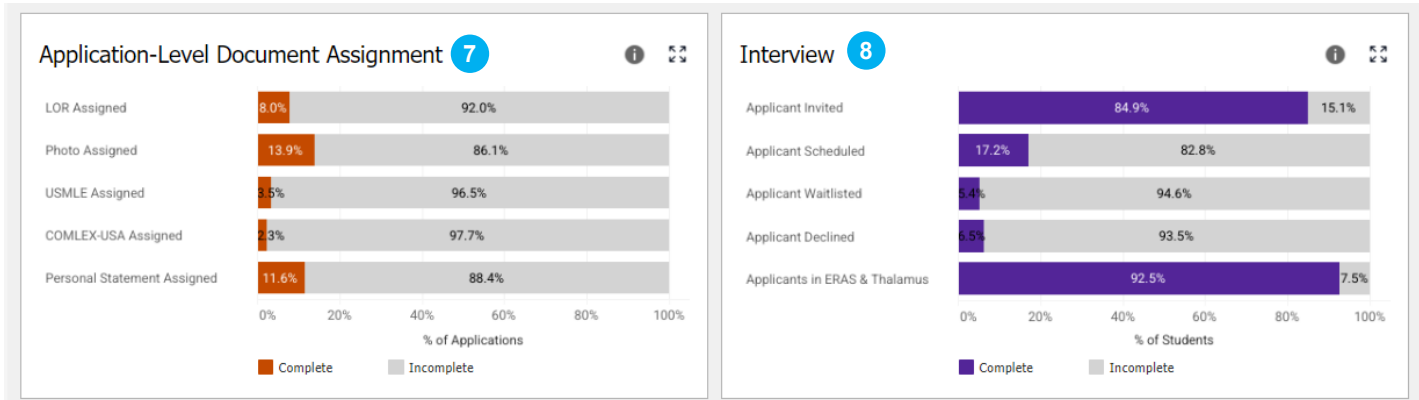
Please note, click on the view to go to the Applicant Details sheet which will contain the applicants within the selection.

6 Document Prep | About This View

This bar chart shows the number of students under each activity for their Document Prep, and the percentage of total students under each activity out of the total number of the activity at the school. Students can be included in more than one status at a time. Additional activities are available under the Choose Activity drop-down.

Please note, click on the view to go to the Applicant Details sheet which will contain the applicants within the selection.

Tracking the overall progress of seasonal activity of students from registering tokens to applying to their first program to getting invited to their first interview.



7 Application-Level Document Assignment | About This View

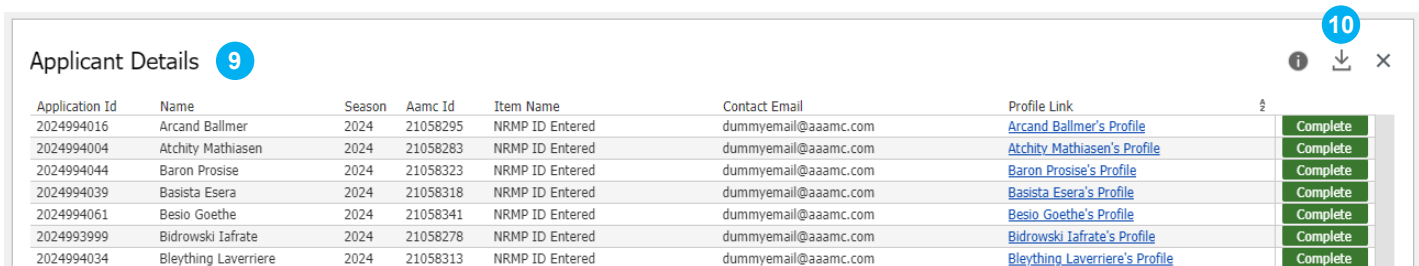
This bar chart shows the number of applications under each Application-Level Document Assignment activity required for the application, and the percentage of total applications under each activity out of the total number of the activity at the school. Applications can be included in more than one status at a time.

Please note, click on the view to go to the Application Details sheet which will contain the applications within the selection.

8 Interview | About This View

This bar chart shows the number of students under each Interview status, and the percentage of total students under each status out of the total number of the students in that status at the school. Students can be included in more than one status at a time. Note that this card only includes the applicants that have selected to Share Interview Information with Dean's office in MyERAS[®] portal.

Please note, click on the view to go to the Applicant Details sheet which will contain the applicants within the selection.



Application Id	Name	Season	Aamc Id	Item Name	Contact Email	Profile Link	Status
2024994016	Arcand Ballmer	2024	21058295	NRMP ID Entered	dummyemail@aaamc.com	Arcand Ballmer's Profile	Complete
2024994004	Atchity Mathiasen	2024	21058283	NRMP ID Entered	dummyemail@aaamc.com	Atchity Mathiasen's Profile	Complete
2024994044	Baron Prosize	2024	21058323	NRMP ID Entered	dummyemail@aaamc.com	Baron Prosize's Profile	Complete
2024994039	Basista Esera	2024	21058318	NRMP ID Entered	dummyemail@aaamc.com	Basista Esera's Profile	Complete
2024994061	Besio Goethe	2024	21058341	NRMP ID Entered	dummyemail@aaamc.com	Besio Goethe's Profile	Complete
2024993999	Bidrowski Jaftrate	2024	21058278	NRMP ID Entered	dummyemail@aaamc.com	Bidrowski Jaftrate's Profile	Complete
2024994034	Bleything Laverriere	2024	21058313	NRMP ID Entered	dummyemail@aaamc.com	Bleything Laverriere's Profile	Complete

9 Applicant / Application Details | About This View

The applicant details card will appear when a selection has been made on the Application Prep, Document Prep or Interview views. The application details card will appear when a selection has been made on the Application-Level Document Assignment view. Within the view, select a row to reveal a link which will take the user back to Dean's Workstation to view the applicant's profile.

10 Applicant Details | Card Objects

Three objects are available within this card for additional options:

- Hover over the info icon for the relevant help text associated with a card.
- Select the download icon to bring up a menu allowing users to select the Export Student Results sheet to download the students' level results or Export Application Results sheet to download the applications' level results.
- Select the X icon to return to the previous views in the dashboard.

Please note, when viewing the dashboard in the current season, the visuals may appear blank until more data points become available throughout the season.